

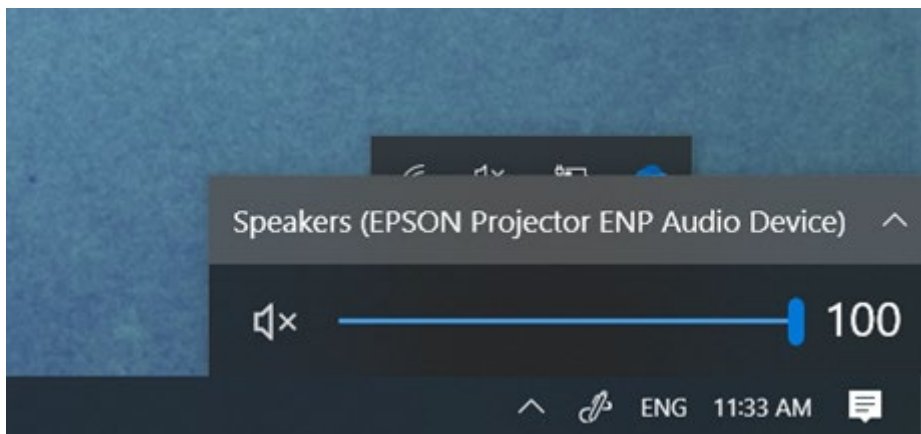


## Student Tech Tip: "I Can't Hear the Video" Troubleshooting

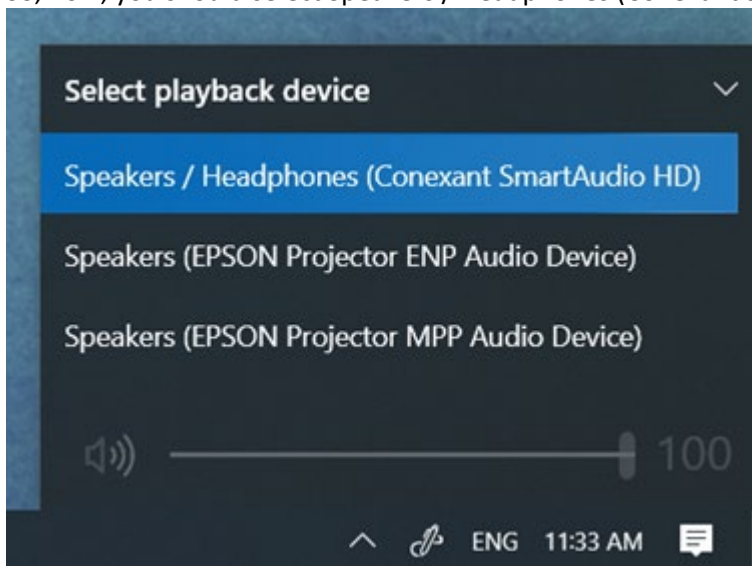
Scroll down to your taskbar and look for the speaker icon . You may need to click on the arrow to see hidden icons.



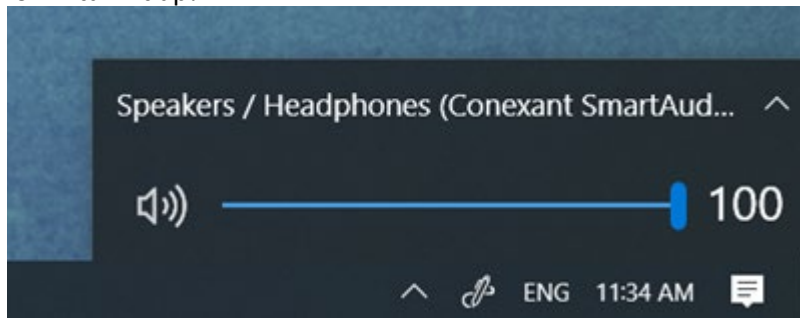
Left click on the sound button . If you see Speakers (Epson Projector ENP Audio Device), that is the incorrect device. Notice that the speaker has an X next to it. You are not connected to the projector and cannot get sound. Click on the up arrow to select playback device that is correct.



So, now, you should select Speakers / Headphones (Conexant SmartAudio HD).



And, viola! Notice the speaker button has sound waves. It is on and working. If your volume is turned low... turn it up!



If you still cannot hear anything, try plugging in a pair of headphones/earbuds. Your speaker may have a mechanical issue. If you hear sound in your headphones, you are good. If you do not hear sound at all, then you have another issue. Contact the Tech Department for more solutions.